

Audience Overview

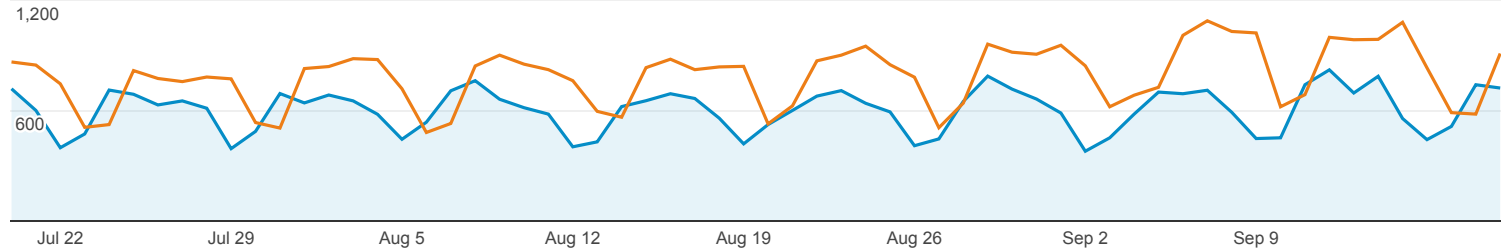
All Users
+0.00% Sessions

Jul 20, 2017 - Sep 19, 2017
Compare to: Jul 20, 2016 - Sep 19, 2016

Overview

Jul 20, 2017 - Sep 19, 2017: Sessions

Jul 20, 2016 - Sep 19, 2016: Sessions



Sessions
-23.43%
37,414 vs 48,865



Users
-33.05%
27,190 vs 40,610



Pageviews
-21.46%
61,807 vs 78,695



Pages / Session
2.58
1.65 vs 1.61



Avg. Session Duration
-5.78%
00:01:02 vs 00:01:06



Bounce Rate
-0.92%
78.20% vs 78.92%

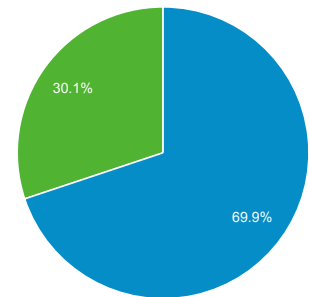


% New Sessions
-12.98%
69.88% vs 80.30%

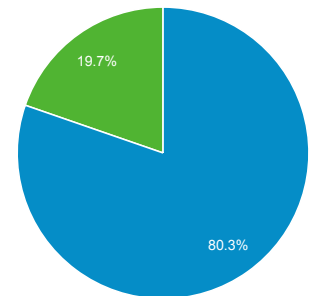


New Visitor Returning Visitor

Jul 20, 2017 - Sep 19, 2017



Jul 20, 2016 - Sep 19, 2016



Language

Sessions % Sessions

Language	Sessions	% Sessions
1. en-us		
Jul 20, 2017 - Sep 19, 2017	33,913	90.64%
Jul 20, 2016 - Sep 19, 2016	44,213	90.48%
% Change	-23.30%	0.18%
2. en-gb		
Jul 20, 2017 - Sep 19, 2017	1,399	3.74%
Jul 20, 2016 - Sep 19, 2016	1,920	3.93%
% Change	-27.14%	-4.83%
3. en		
Jul 20, 2017 - Sep 19, 2017	204	0.55%
Jul 20, 2016 - Sep 19, 2016	225	0.46%
% Change	-9.33%	18.42%
4. en-au		
Jul 20, 2017 - Sep 19, 2017		

Jul 20, 2016 - Sep 19, 2016	185	0.49%
% Change	-41.46%	-23.54%
5. id		
Jul 20, 2017 - Sep 19, 2017	167	0.45%
Jul 20, 2016 - Sep 19, 2016	115	0.24%
% Change	45.22%	89.66%
6. en-ca		
Jul 20, 2017 - Sep 19, 2017	115	0.31%
Jul 20, 2016 - Sep 19, 2016	293	0.60%
% Change	-60.75%	-48.74%
7. es		
Jul 20, 2017 - Sep 19, 2017	88	0.24%
Jul 20, 2016 - Sep 19, 2016	58	0.12%
% Change	51.72%	98.16%
8. de		
Jul 20, 2017 - Sep 19, 2017	69	0.18%
Jul 20, 2016 - Sep 19, 2016	37	0.08%
% Change	86.49%	143.56%
9. es-419		
Jul 20, 2017 - Sep 19, 2017	61	0.16%
Jul 20, 2016 - Sep 19, 2016	49	0.10%
% Change	24.49%	62.59%
10. fr		
Jul 20, 2017 - Sep 19, 2017	55	0.15%
Jul 20, 2016 - Sep 19, 2016	58	0.12%
% Change	-5.17%	23.85%