

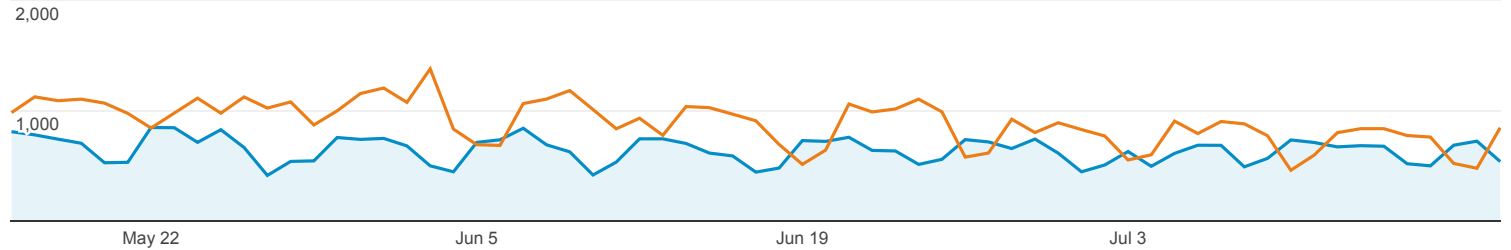
## Audience Overview

All Users  
+0.00% Sessions

May 16, 2017 - Jul 19, 2017  
Compare to: Mar 12, 2017 - May 15, 2017

### Overview

May 16, 2017 - Jul 19, 2017: Sessions  
Mar 12, 2017 - May 15, 2017: Sessions



Sessions  
**-27.86%**  
41,787 vs 57,924



Users  
**-25.57%**  
30,899 vs 41,513



Pageviews  
**-21.10%**  
68,195 vs 86,433



Pages / Session  
**9.37%**  
1.63 vs 1.49



Avg. Session Duration  
**14.68%**  
00:01:03 vs 00:00:55



Bounce Rate  
**-4.28%**  
78.13% vs 81.62%

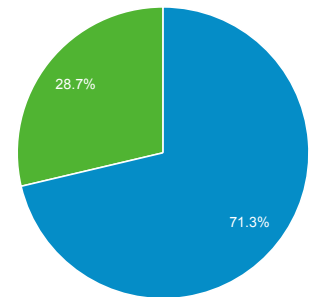


% New Sessions  
**2.59%**  
71.31% vs 69.51%

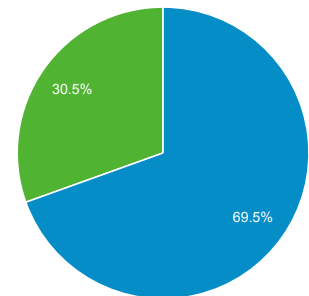


New Visitor Returning Visitor

May 16, 2017 - Jul 19, 2017



Mar 12, 2017 - May 15, 2017



### Language

Sessions % Sessions

Language	Period	Sessions	% Sessions
1. en-us	May 16, 2017 - Jul 19, 2017	37,940	90.79%
	Mar 12, 2017 - May 15, 2017	52,655	90.90%
	<b>% Change</b>	<b>-27.95%</b>	<b>-0.12%</b>
2. en-gb	May 16, 2017 - Jul 19, 2017	1,603	3.84%
	Mar 12, 2017 - May 15, 2017	2,327	4.02%
	<b>% Change</b>	<b>-31.11%</b>	<b>-4.51%</b>
3. en	May 16, 2017 - Jul 19, 2017	268	0.64%
	Mar 12, 2017 - May 15, 2017	309	0.53%
	<b>% Change</b>	<b>-13.27%</b>	<b>20.22%</b>
4. en-au	May 16, 2017 - Jul 19, 2017		

	Mar 12, 2017 - May 15, 2017	186	0.45%
	<b>% Change</b>	<b>-29.81%</b>	<b>-2.71%</b>
5.	<a href="#">en-ca</a>		
	May 16, 2017 - Jul 19, 2017	161	0.39%
	Mar 12, 2017 - May 15, 2017	284	0.49%
	<b>% Change</b>	<b>-43.31%</b>	<b>-21.42%</b>
6.	<a href="#">id</a>		
	May 16, 2017 - Jul 19, 2017	119	0.28%
	Mar 12, 2017 - May 15, 2017	209	0.36%
	<b>% Change</b>	<b>-43.06%</b>	<b>-21.07%</b>
7.	<a href="#">es</a>		
	May 16, 2017 - Jul 19, 2017	86	0.21%
	Mar 12, 2017 - May 15, 2017	96	0.17%
	<b>% Change</b>	<b>-10.42%</b>	<b>24.18%</b>
8.	<a href="#">fr</a>		
	May 16, 2017 - Jul 19, 2017	59	0.14%
	Mar 12, 2017 - May 15, 2017	101	0.17%
	<b>% Change</b>	<b>-41.58%</b>	<b>-19.03%</b>
9.	<a href="#">en-in</a>		
	May 16, 2017 - Jul 19, 2017	55	0.13%
	Mar 12, 2017 - May 15, 2017	57	0.10%
	<b>% Change</b>	<b>-3.51%</b>	<b>33.75%</b>
10.	<a href="#">(not set)</a>		
	May 16, 2017 - Jul 19, 2017	51	0.12%
	Mar 12, 2017 - May 15, 2017	49	0.08%
	<b>% Change</b>	<b>4.08%</b>	<b>44.28%</b>