

# My Dashboard

Mar 17, 2016 - May 17, 2016

Compare to: Jan 15, 2016 - Mar 16, 2016

**All Users**  
+0.00% Sessions

## Pages/Visit

Mar 17, 2016 - May 17, 2016

**1.52**

Avg for View: 1.52 (0.00%)



Jan 15, 2016 - Mar 16, 2016

**1.51**

Avg for View: 1.51 (0.00%)



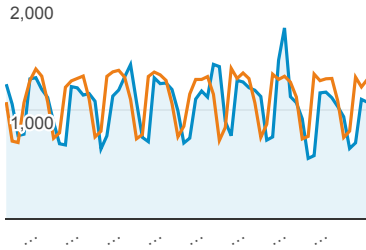
## Daily Visits

**Mar 17, 2016 - May 17, 2016:**

● Sessions

**Jan 15, 2016 - Mar 16, 2016:**

● Sessions



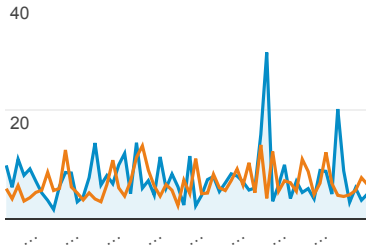
## Avg. Page Load Time (sec)

**Mar 17, 2016 - May 17, 2016:**

● Avg. Page Load Time (sec)

**Jan 15, 2016 - Mar 16, 2016:**

● Avg. Page Load Time (sec)



## Unique Visitors

Mar 17, 2016 - May 17, 2016

**54,557**

% of Total: 100.00% (54,557)



Jan 15, 2016 - Mar 16, 2016

**58,306**

% of Total: 100.00% (58,306)



## Avg. Time on Site

Mar 17, 2016 - May 17, 2016

**00:01:00**

Avg for View: 00:01:00 (0.00%)



Jan 15, 2016 - Mar 16, 2016

**00:01:00**

Avg for View: 00:01:00 (0.00%)



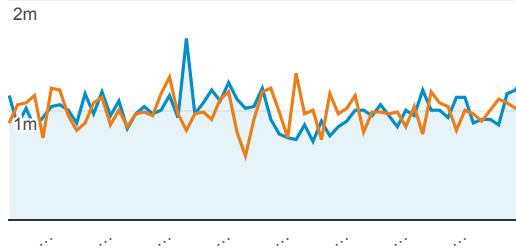
## Avg. Time on Site

**Mar 17, 2016 - May 17, 2016:**

● Avg. Session Duration

**Jan 15, 2016 - Mar 16, 2016:**

● Avg. Session Duration



## Visits and Pages/Visit by Landing Page

Landing Page	Sessions	Pages / Session
/howto/computers/cut-copy-paste.htm		
Mar 17, 2016 - May 17, 2016	31,240	1.04
Jan 15, 2016 - Mar 16, 2016	37,333	1.04
<b>% Change</b>	<b>-16.32%</b>	<b>-0.33%</b>
/default.htm		
Mar 17, 2016 - May 17, 2016	8,412	2.30
Jan 15, 2016 - Mar 16, 2016	7,010	2.59
<b>% Change</b>		

## Pageviews

Mar 17, 2016 - May 17, 2016

**98,165**

% of Total: 100.00% (98,165)



Jan 15, 2016 - Mar 16, 2016

**103,027**

% of Total: 100.00% (103,027)



## Mobile Visits

Mobile (Including Tablet)	Sessions	Pageviews
No		
Mar 17, 2016 - May 17, 2016	45,533	69,725
Jan 15, 2016 - Mar 16, 2016	50,284	76,302
<b>% Change</b>	<b>-9.45%</b>	<b>-8.62%</b>
Yes		
Mar 17, 2016 - May 17, 2016	18,936	28,440
Jan 15, 2016 - Mar 16, 2016	18,042	26,725
<b>% Change</b>	<b>4.96%</b>	<b>6.42%</b>

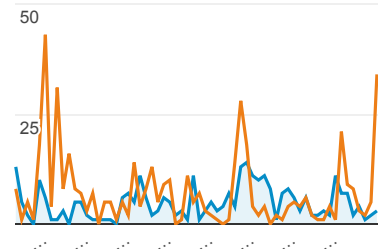
## Social Referral

**Mar 17, 2016 - May 17, 2016:**

● Sessions

**Jan 15, 2016 - Mar 16, 2016:**

● Sessions



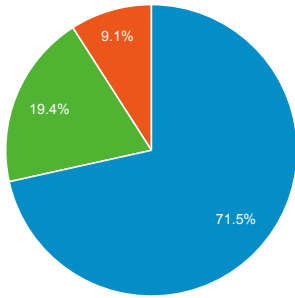
## Total Unique Searches by Search T...

Search Term	Total Unique Searches
gis	

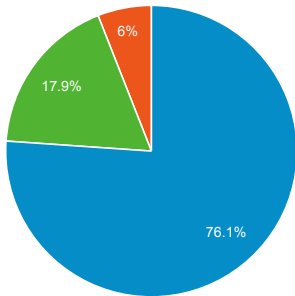
## Traffic Types

■ organic
 ■ direct
 ■ referral
 ■ social

Mar 17, 2016 - May 17, 2016



Jan 15, 2016 - Mar 16, 2016



/levicoffin/default.htm	Mar 17, 2016 - May 17, 2016	4,136	1.44	20.00%	-11.26%	Jan 15, 2016 - Mar 16, 2016	6	9
	<b>% Change</b>			<b>14.57%</b>	<b>-12.94%</b>	levi coffin	Mar 17, 2016 - May 17, 2016	11
/howto/home_garden/window-cleaning.htm	Mar 17, 2016 - May 17, 2016	1,297	1.08			Jan 15, 2016 - Mar 16, 2016	6	6
	<b>% Change</b>			<b>5.36%</b>	<b>0.51%</b>	Gorge	Mar 17, 2016 - May 17, 2016	8
/employment/default.htm	Mar 17, 2016 - May 17, 2016	1,194	2.85			Jan 15, 2016 - Mar 16, 2016	0	0
	<b>% Change</b>			<b>100.00%</b>		Vote	Mar 17, 2016 - May 17, 2016	8
/facts/starr-piano.htm	Mar 17, 2016 - May 17, 2016	729	1.82			Jan 15, 2016 - Mar 16, 2016	0	0
	<b>% Change</b>			<b>-7.15%</b>	<b>2.07%</b>	Voting	Mar 17, 2016 - May 17, 2016	8
/news/default.htm	Mar 17, 2016 - May 17, 2016	663	1.70			Jan 15, 2016 - Mar 16, 2016	0	0
	<b>% Change</b>			<b>-15.92%</b>	<b>-2.06%</b>	employment	Mar 17, 2016 - May 17, 2016	6
/government/default.htm	Mar 17, 2016 - May 17, 2016	658	1.98			Jan 15, 2016 - Mar 16, 2016	4	4
	<b>% Change</b>			<b>2.95%</b>	<b>-4.14%</b>	jobs	Mar 17, 2016 - May 17, 2016	6
/facts/hoosiersnest.htm	Mar 17, 2016 - May 17, 2016	481	1.11			Jan 15, 2016 - Mar 16, 2016	2	2
	<b>% Change</b>			<b>98.79%</b>	<b>6.15%</b>	reid hospital	Mar 17, 2016 - May 17, 2016	6
/arts/museums.htm	Mar 17, 2016 - May 17, 2016	397	2.44			Jan 15, 2016 - Mar 16, 2016	1	1
	<b>% Change</b>			<b>85.71%</b>	<b>-0.53%</b>	Fossils	Mar 17, 2016 - May 17, 2016	5
	<b>% Change</b>			<b>45.96%</b>	<b>12.26%</b>	Jan 15, 2016 - Mar 16, 2016	0	0
	<b>% Change</b>					voting	Mar 17, 2016 - May 17, 2016	16

Mar 17, 2016 - May 17, 2016	5
Jan 15, 2016 - Mar 16, 2016	0
<b>% Change</b>	<b>100.00%</b>

© 2016 Google